
Contents

Product Overview	2
How to use	2
ColorKing+ APP	5
Specifications	6

Product Overview



Thanks for choosing HUIION Color Picker CM200. Huion Color Picker CM200 can pick up the most natural and original color of anything around you. No need to take photos and search through a color book. Just scan the color and use it right away to realize your inspiration.

You can get 5 digital color codes (HEX, RGB, CMYK, HSB, Lab) in the accompanying software Color King+ after picking up the color, which is convenient for you to use the color quickly in various software. In addition to picking up colors on objects, you can also use it with pen display to quickly pick up colors directly on the screen.

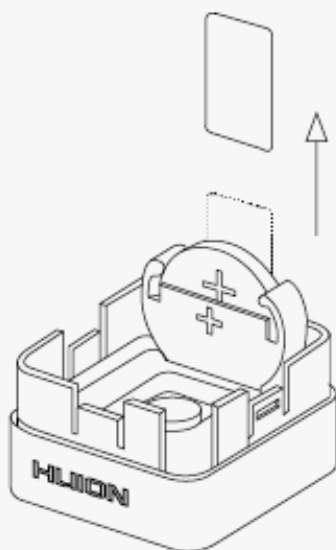
Note: The pictures in the User Manual are for reference only.

How to use

Getting started with your Color Picker, please follow the steps below.

1. Take out the insulating sheet

For the first use, please refer to the figure to open the Color Picker and take out the insulating sheet.



2. Download ColorKing+

Please download ColorKing+ from our website: [ColorKing+](#).

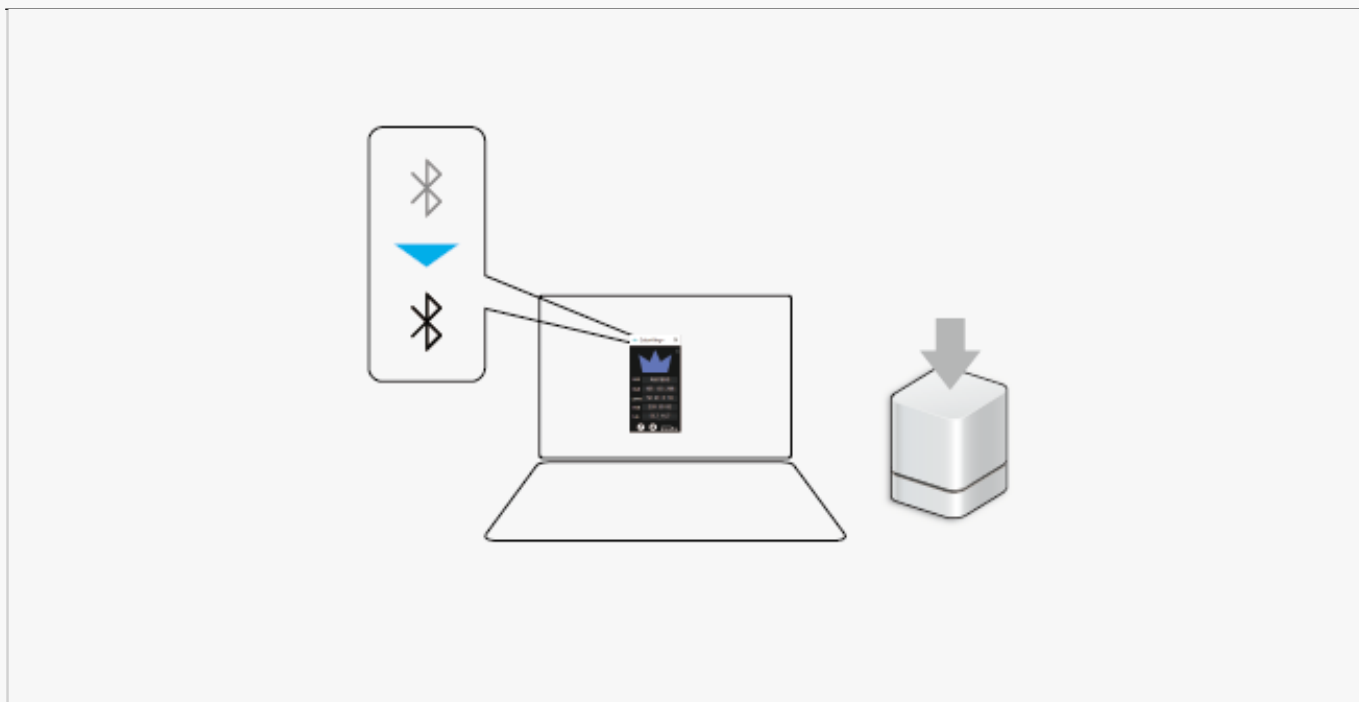
3. Bluetooth Connection

* Windows System

1. Activate Bluetooth on PC;
2. Have the device connected via Bluetooth pairing;
3. Press the Color Picker and get the Insta_xxxx.

* Mac System

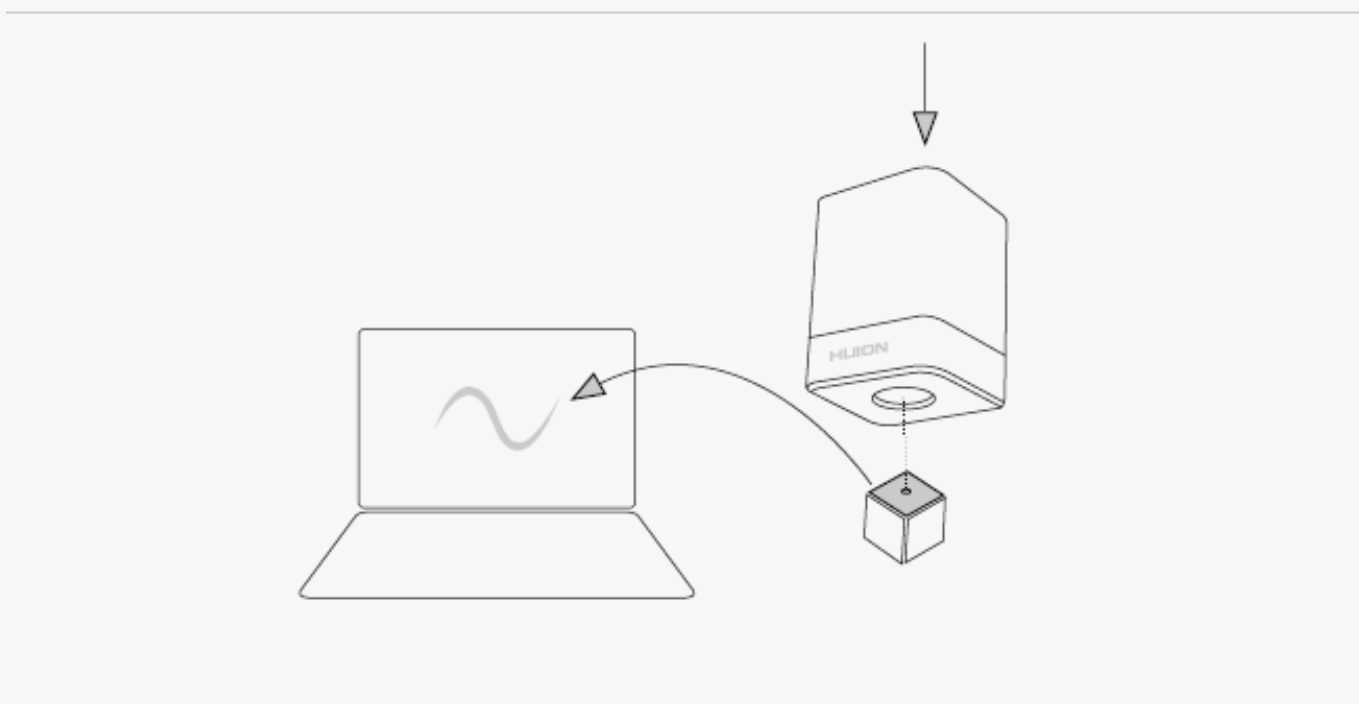
1. Activate Bluetooth on PC;
2. Open the APP;
3. Press the Color Picker, Bluetooth symbol is displayed in black on the APP.



4. Pick Color

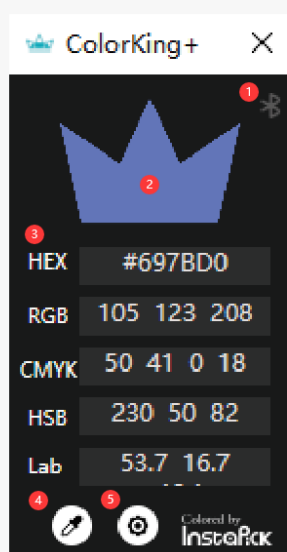
* Windows System

1. Press the product on the color picking object, ColorKing+ will display the picked color;
2. Use the drawn color on an APP compatible with ColorKing+.





ColorKing+ APP



1. Bluetooth

If the connection is successful, the color of the Bluetooth symbol will become black.
[See Section](#)

2. Picked Color

The color picked by the Color Picker will be displayed here.

3. Color Codes

You can get 5 digital color codes (HEX, RGB, CMYK, HSB, Lab) in the accompanying software Color King+ after picking up the color, which is convenient for you to use the color quickly in various software.

4. Straw Tool

You can click the straw tool to pick up the color you want on the screen whether the Color Picker is connected or not.

5. Setting

You can watch the version of the application here.

Specifications

Here are the product specifications for you to learn more about the Color Picker. If you have any questions, please feel free to contact us.

The following data will vary in different usage environments and are for reference only.

Specification

Color:	White
Dimension:	40 x 31.5 x 31.5mm
Weight:	27g
Connection:	Bluetooth 5.0
Battery:	CR2032

OS Compatibility

Windows 10 and later
macOS 10.14 and later